



Radiology Technician

Year:2019-20

Event Description:

This Radiology Technician webinar was organized on the year of 2019-20. It describes about Advanced Radiology Equipment and Uses.

Radiology Technician

Centurion UNIVERSITY
Shaping Lives...
Empowering Communities...

Year : 2019-2020

Centurion University of Technology and Management



Pre-requisites: Nil
 Course Type : Audit (Workshop)
 Duration : 30 Hours

Course Objectives:

The course aims to equip participants with practical knowledge of:

- To use advanced radiographic equipment such as CT Scan (Computed Tomography), MRI (Magnetic Resonance Imaging) along with basic X-Ray equipment for creating images of a patient's internal anatomy
- Able to comply with safety regulations involved in the use of radiography equipment while on the job.

Learning Outcomes:

- Advanced radiographic equipment such as CT Scan (Computed Tomography),
- MRI (Magnetic Resonance Imaging) along with basic X-Ray equipment for creating images of a patient's internal anatomy

Module	Contents	Duration
Module-1	CT Scan (Computed Tomography), MRI (Magnetic Resonance Imaging) along with basic X-Ray equipment for creating images of a patient's internal anatomy	6 hrs.
Module-2	safety regulations involved in the use of radiography equipment while on the job	6 hrs.
Module-3	MRI (Magnetic Resonance Imaging)	6 hrs.
Module-4	Use of radiography equipment while on the job	6 hrs.
Module-5	Radiology Technician training provided by VIVO	6 hrs.
	TOTAL	30 hours

Anita Patra




Dr. Anita Patra, Registrar, CUTM

[Handwritten Signature]



Convener



Report on Radiology Technician

Number of Participants: 68

Year: 2018-19

Date:23.10.2019

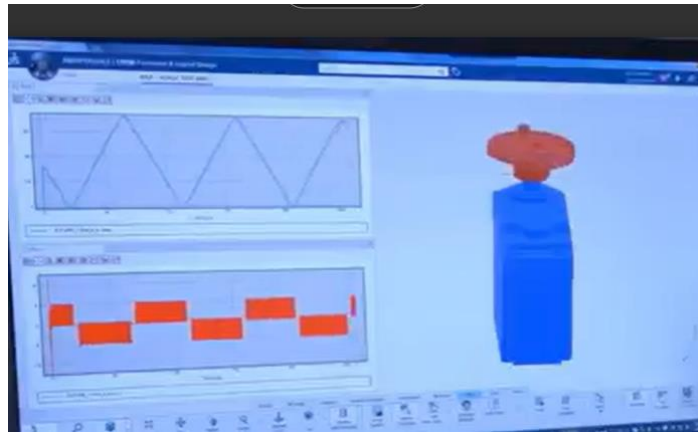
A Radiology Technician works with a Radiologist to diagnose and treat patients using diagnostic imaging examinations like X-rays, CT scans, and MRI scans. The Radiology Technician will prepare patients and equipment for radiology procedures, perform the tests, and maintain the equipment.

Radiology Technician responsibilities:

- Completing the patients' intake process, taking patients' histories, and preparing and educating patients about the imaging procedure.
- Reviewing patients' charts and Doctors' notes before the examination, and maintaining patients' records during and after procedures.
- Preparing radiopharmaceuticals for contrast in the diagnostic images.
- Positioning patients and equipment to capture the correct area and produce clear images.
- Monitoring patients and ensuring their safety during imaging procedures.
- Calibrating the equipment to ensure clear, usable images are taken of the correct area, as specified by the Doctor.
- Logging and organising image results, developing film, assisting with the interpretation of the radiograph results, and consulting with Radiologists to determine if other images need to be taken.
- Ensuring the proper sterilisation and storage of the equipment, maintaining

radiographic equipment, and reporting any equipment failures.

- Coordinating with the radiology department to schedule and complete radiographic procedures.
- Maintaining up to date knowledge of current radiology practices



Introduction of Radiology on 23.10.2019

Generic Learning Outcome:

1. Apply safe working practices.
2. Comply with environment regulation and housekeeping.
3. Interpret & use company and medical communication.
4. Understand and apply the concept in productivity, quality tools, and labour welfare legislation in day-to-day work to improve productivity & quality.
5. Explain energy conservation, global warming and pollution and contribute in day-to-day work by optimally using available resources.
6. Explain personal finance, entrepreneurship and manage/organise related task in day-to-day work for personal & societal growth.
7. Utilise basic computer applications and internet to take benefit of IT developments in the industry.

Anita Patra




Dr. Anita Patra, Registrar, CUTM

[Handwritten Signature]



Convener



List of Participants Radiology Technician

Organized by: Centurion University of Technology and Management

Date: 23 October 2019

Event Description:

This Radiology Technician webinar was organized in the year of 2018-19. It describes about Advanced Radiology Equipment and Uses.

List of Participants:

S.No.	Name	Reg. No.	Presence/Absent
1	Subham Devasis Dash	182616100001	P
2	Aman Kumar	182616100003	P
3	Saripli Tarun Kumar	182616100004	P
4	Lipsa Patnaik	182616100005	P
5	Umesh chandra Jena	182616100006	P
6	Atanu sabysachi Bal	182616100007	P
7	S. Sachin Prusty	182616100008	P
8	Pavel Nath	182616100009	P
9	Akash Patel	182616100010	A
10	Abhisek Sana	182616100011	P
11	Pabitra Sahu	182616100012	P
12	Abit Hota	182616100013	P
13	Jayanta Sarkar	182616100014	P
14	Kirtimayee Mallick	182616100015	P
15	Barsharani Nahak	182616100016	P
16	Subham Panda	182616100017	P
17	Manasmita Garadia	182616100018	P
18	Tukendra Jain	182616100019	P
19	Jayaprakash Sethy	182616100020	P
20	Purusottam Sahu	182616100021	P
21	Devashish Kumar	182616100022	P
22	K. Monish Achary	182616100023	P
23	Dilip Palatasingh	182616100024	P
24	Saswat Padhy	182616100025	P
25	Pritam Pradhan	182616100026	P
26	Kishore Sabar	182616100027	P
27	Devi Prasad Rath	182616100028	P
28	Deepak Gouda	182616100029	P

29	Abhishek Mohanty	182616100030	A
30	Sudhansu Khillar	182616100031	P
31	Jageswar Parida	182616100032	P
32	Sworaj Patra	182616100033	P
33	Rajesh Kumae Ranjit	182616100034	P
34	Jaya prakash Sahoo	182616100035	P
35	Chandan Khadanga	182616100036	P
36	Chandrakanta Naik	182616100037	P
37	Aditya Padhi	182616100038	P
38	G. Shivani	182616100039	P
39	Sachin Panigrahi	182616100040	P
40	Santosh Pradhan	182616100041	P
41	Kulamani Rana	182616100042	P
42	Prasanta Mandal	182616100043	P
43	Supriya Panda	182616100044	P
44	Sushant kumar	182616100045	P
45	Swayams Mohanty	182616100046	A
46	Jagannath Swain	182616100047	P
47	Mukesh Maharana	182616100048	P
48	Mohima Saha	182616100049	P
49	Astha Tirkey	182616100050	P
50	Vasundhara Bhagat*	182616100051	P
51	Sitesh Kashyap*	182616100052	P
52	Kiran Kumar Naik	182616100053	P
53	Priya Ranjan Behera	182616100054	P
54	Nayami Padal	182616100055	P
55	Md. Arbas Akram	182616100056	P
56	Soumya Ranjan Pradhan	182616100057	A
57	Kirti Prakash Sahoo	182616100058	P
58	Harsh Kumar Patel	182616100059	P
59	Abinash Dash	182616100060	P
60	Bijaylaxmi Barik	182616100061	P
61	G. Prasant Kumar	182616100062	P
62	Asutosh Parida	182616100063	P
63	Balakrishna Gouda	182616100064	P
64	Pradip Kumar Bera	182616100065	P
65	SK SHOAIB ALLI	182616100066	P
66	Sandip Giri	182616100067	P
67	Subhadip Das	182616100068	P
68	Hafijul Islam	182616100069	P

Anita Patra



Dr. Anita Patra, Registrar, CUTM

[Handwritten Signature]



Convener